

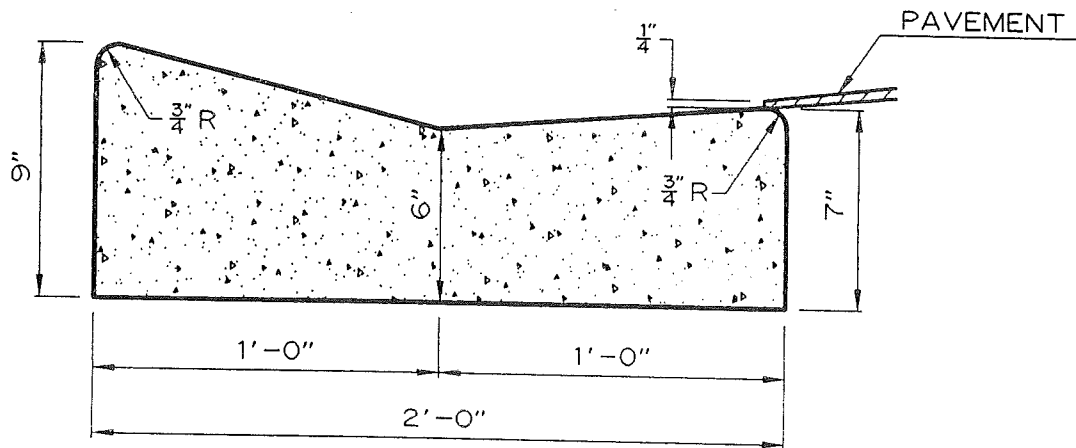
SWALE DETAIL
(N.T.S.)

REVISION	DATE	BY	DESIGNED	CHECKED	APPROVED

CITY OF PALM BAY, FLORIDA
ENGINEERING DIVISION

SWALEDTL.DWG

DATE: _____
SCALE: _____
PROJECT NO: _____



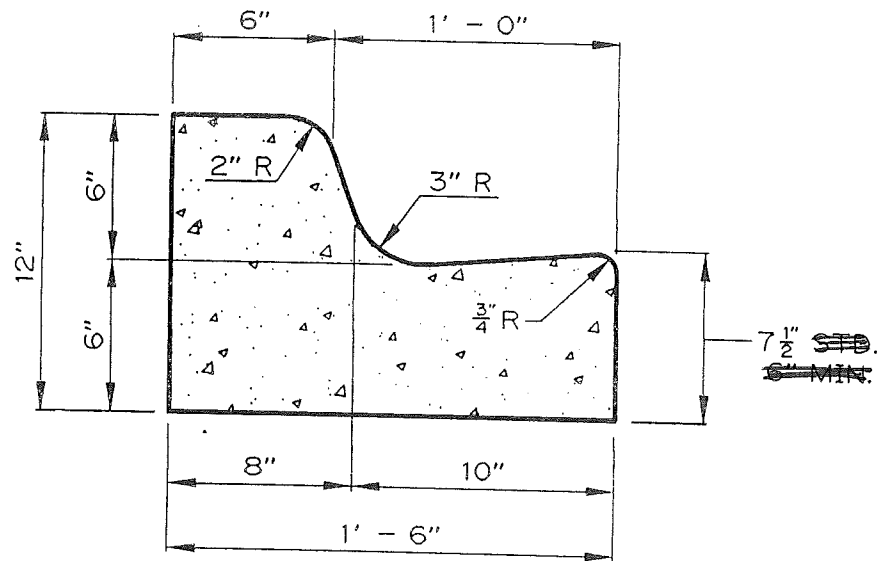
CONCRETE CURB AND GUTTER DETAIL
(N.T.S.)

DESIGNED	APPROVED
DRAWN	CITY ENGINEER
BY	CHECKED
DATE	DATE

CITY OF PALM BAY, FLORIDA
ENGINEERING DIVISION

CUGUDTL.DWG

DATE	PROJECT NO.
SCALE	
NOTE	



MODIFIED FDOT TYPE 'F' CURB DETAIL
(N.T.S.)

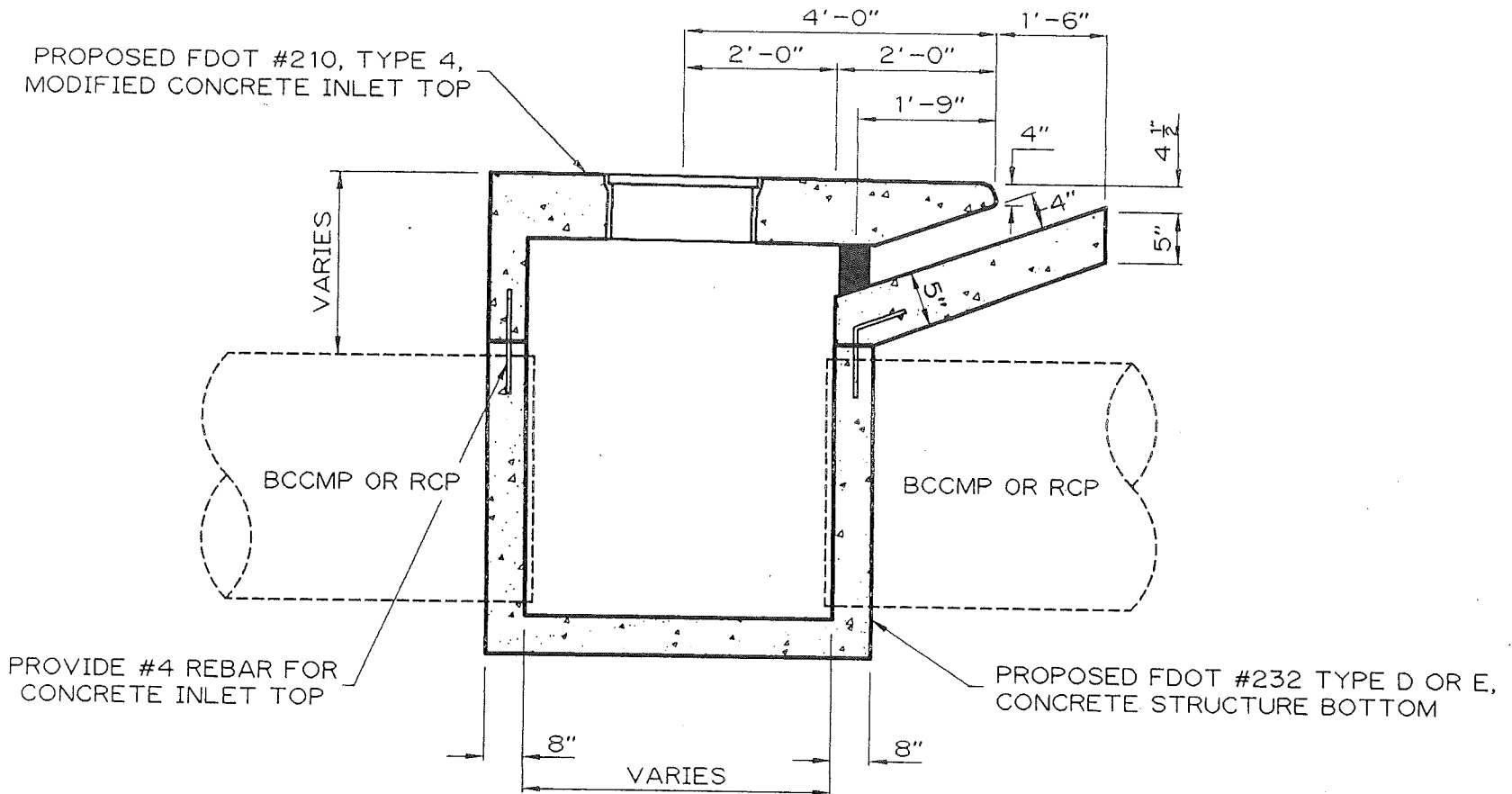
DESIGNED	APPROVED
DRAWN	CITY ENGINEER
CHECKED	DATE
BY	

CITY OF PALM BAY, FLORIDA
ENGINEERING DIVISION

MTFCUDTL.DWG

DATE
SCALE
SHEET NO.

PROPOSED FDOT #210, TYPE 4,
MODIFIED CONCRETE INLET TOP



"MODIFIED" FDOT #210 TYPE 4, CONCRETE INLET TOP
(N.T.S.)

DESIGNED	APPROVED
DRAWN	CITY ENGINEER
CHECKED	DATE
BY	

CITY OF PALM BAY, FLORIDA
ENGINEERING DIVISION

00210DTL.DWG

DATE	PROJECT NO.
SCALE	
NO.	
REV.	